



2010-2011 GMT Reports for District (or Undistricted) **District 411 A KENYA AFRICA**

GMT: **MANOJ SHAH**

Location: **KENYA AFRICA**

GMT CA: **6**

CLUBS

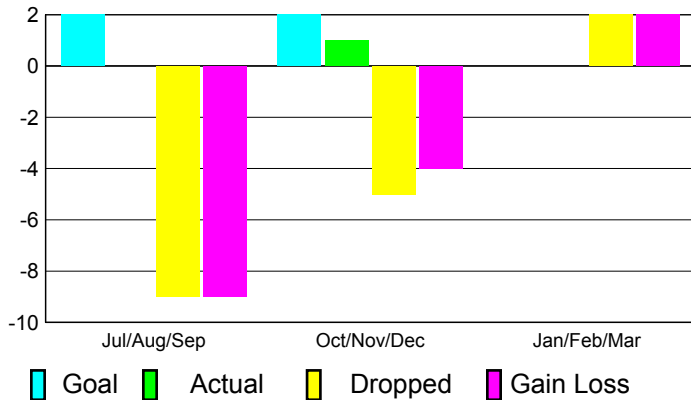
**Club Results
2010-2011**

**Clubs
2009-2010**

Month	New Club Goal	Actual New Clubs	Actual Dropped Clubs	Gain/Loss of Clubs	Gain/Loss of Clubs
Jul/Aug/Sep	2	0	-9	-9	0
Oct/Nov/Dec	2	1	-5	-4	3
Jan/Feb/Mar	0	0	2	2	-1
Totals	4	1	-12	-11	2

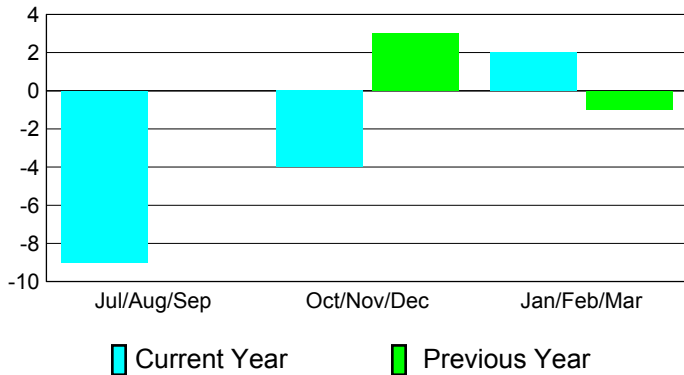
Club Results 2010-2011

Goal, New, Dropped, Gain/Loss



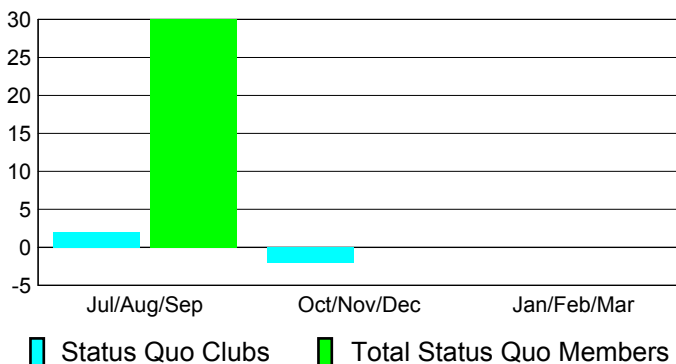
Comparison of Club Gain/Loss

Current Year Compared to the Previous Year



YTD Status Quo Clubs 2010-2011

Status Quo Clubs Compared to Status Quo Members



MEMBERSHIP

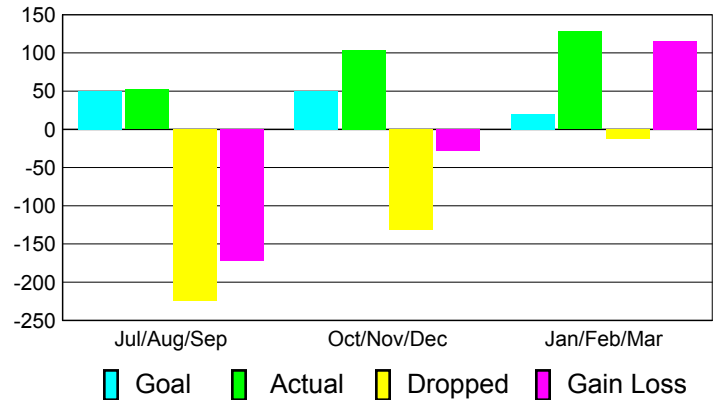
**Membership Results
2010-2011**

**Membership
2009-2010**

Month	Net Memb Goal	Actual New Memb	Actual Dropped Memb	Gain/Loss of Memb	Gain/Loss of Memb
Jul/Aug/Sep	50	52	-224	-172	2
Oct/Nov/Dec	50	104	-132	-28	75
Jan/Feb/Mar	20	128	-12	116	1
Totals	120	284	-368	-84	78

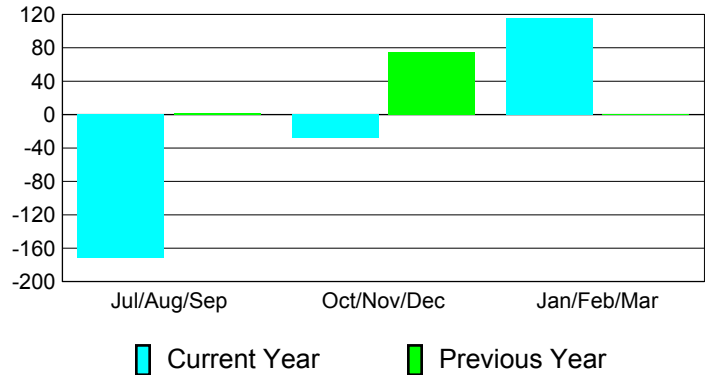
Membership Results 2010-2011

Goal, New, Dropped, Gain/Loss

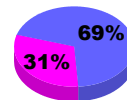


Comparison of Membership Gain/Loss

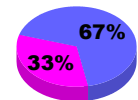
Current Year Compared to the Previous Year



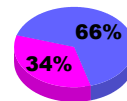
Gender Comparison 2010-2011



Jul/Aug/Sep



Oct/Nov/Dec



Jan/Feb/Mar

Male

Female



2010-2011 GMT Reports for District (or Undistricted) **District 411 A SEYCHELLES**

GMT: **MANOJ SHAH**

Location: **SEYCHELLES**

GMT CA: **6**

CLUBS

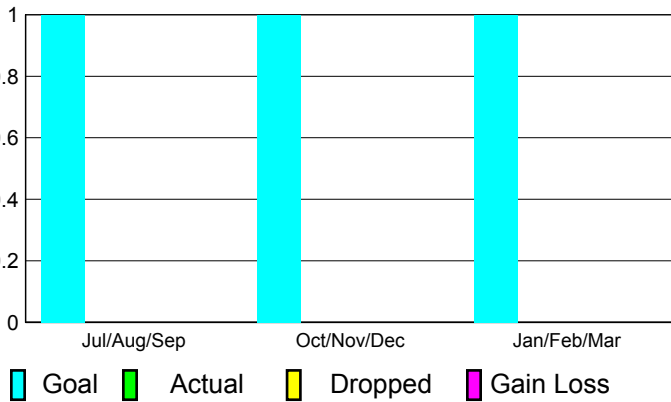
**Club Results
2010-2011**

**Clubs
2009-2010**

Month	New Club Goal	Actual New Clubs	Actual Dropped Clubs	Gain/Loss of Clubs	Gain/Loss of Clubs
Jul/Aug/Sep	1	0	0	0	0
Oct/Nov/Dec	1	0	0	0	0
Jan/Feb/Mar	1	0	0	0	0
Totals	3	0	0	0	0


Club Results 2010-2011

Goal, New, Dropped, Gain/Loss




Comparison of Club Gain/Loss

Current Year Compared to the Previous Year



YTD Status Quo Clubs 2010-2011

Status Quo Clubs Compared to Status Quo Members



MEMBERSHIP

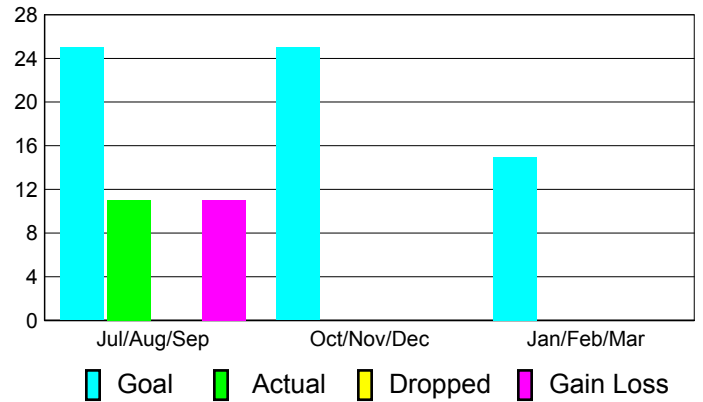
**Membership Results
2010-2011**

**Membership
2009-2010**

Month	Net Memb Goal	Actual New Memb	Actual Dropped Memb	Gain/Loss of Memb	Gain/Loss of Memb
Jul/Aug/Sep	25	11	0	11	2
Oct/Nov/Dec	25	0	0	0	0
Jan/Feb/Mar	15	0	0	0	0
Totals	65	11	0	11	2

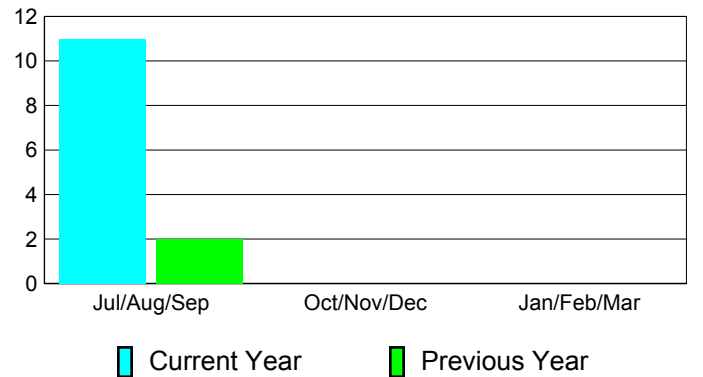
Membership Results 2010-2011

Goal, New, Dropped, Gain/Loss

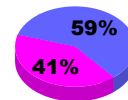


Comparison of Membership Gain/Loss

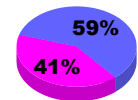
Current Year Compared to the Previous Year



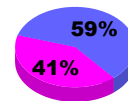
Gender Comparison 2010-2011



Jul/Aug/Sep



Oct/Nov/Dec



Jan/Feb/Mar

Male

Female



2010-2011 GMT Reports for District (or Undistricted) **District 411 A ETHIOPIA**

GMT: **MANOJ SHAH**

Location: **ETHIOPIA**

GMT CA: **6**

CLUBS

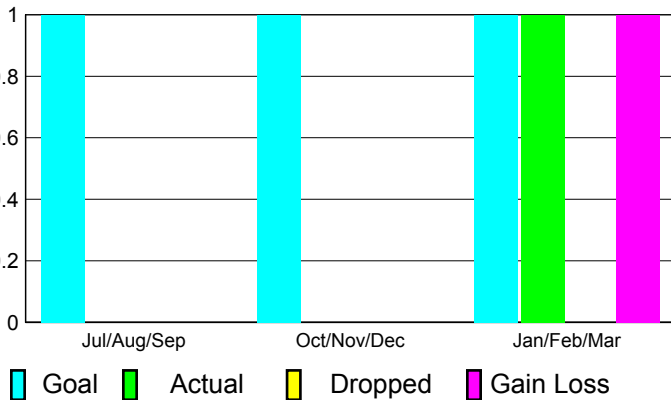
**Club Results
2010-2011**

**Clubs
2009-2010**

Month	New Club Goal	Actual New Clubs	Actual Dropped Clubs	Gain/Loss of Clubs	Gain/Loss of Clubs
Jul/Aug/Sep	1	0	0	0	0
Oct/Nov/Dec	1	0	0	0	0
Jan/Feb/Mar	1	1	0	1	0
Totals	3	1	0	1	0

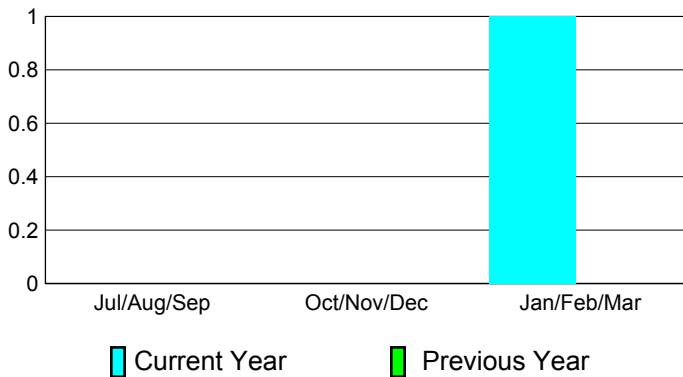
Club Results 2010-2011

Goal, New, Dropped, Gain/Loss




Comparison of Club Gain/Loss

Current Year Compared to the Previous Year



YTD Status Quo Clubs 2010-2011

Status Quo Clubs Compared to Status Quo Members



MEMBERSHIP

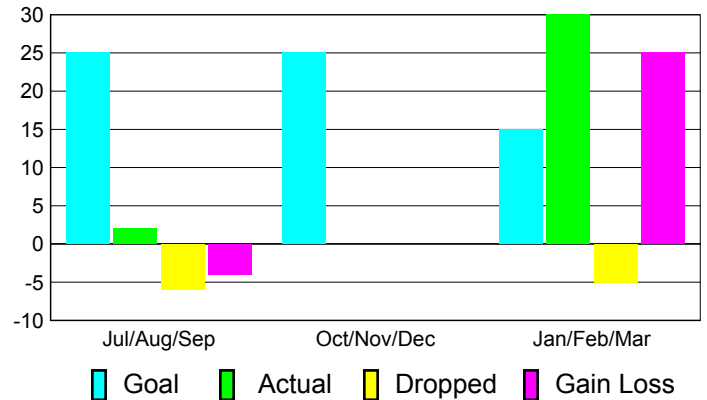
**Membership Results
2010-2011**

**Membership
2009-2010**

Month	Net Memb Goal	Actual New Memb	Actual Dropped Memb	Gain/Loss of Memb	Gain/Loss of Memb
Jul/Aug/Sep	25	2	-6	-4	-10
Oct/Nov/Dec	25	0	0	0	2
Jan/Feb/Mar	15	30	-5	25	1
Totals	65	32	-11	21	-7

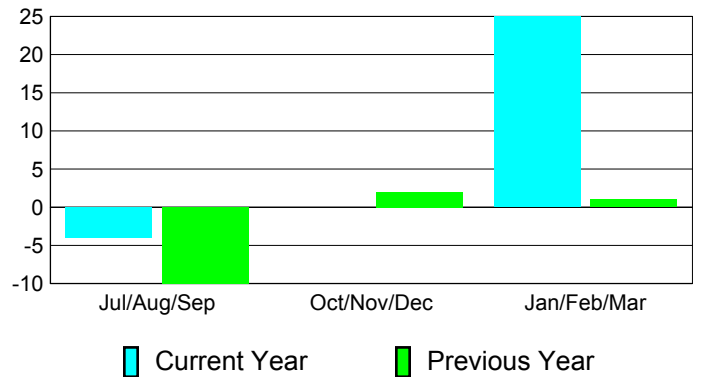
Membership Results 2010-2011

Goal, New, Dropped, Gain/Loss

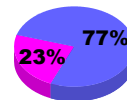


Comparison of Membership Gain/Loss

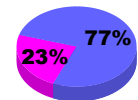
Current Year Compared to the Previous Year



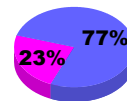
Gender Comparison 2010-2011



Jul/Aug/Sep



Oct/Nov/Dec



Jan/Feb/Mar

Male

Female